

「華」 SL MONO MK II MANUAL

The perfect way to reproduce of MONO vinyl record

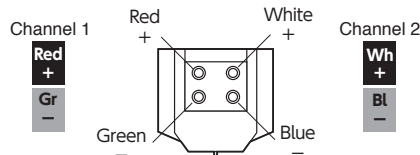
INTRODUCTION

Thank you for purchasing the 「華」 SL MONO MK II cartridge. If you play a mono record with a stereo cartridge, imperfections such as crosstalk, noise, phase errors, tracking error, antiskating and distortion due to the difference between the left/right channels will result in an unstable and partially fuzzy image.

A mono switch to some extent can improve this, however, a mono cartridge is the only way to get the best sound from a mono record.

The SL MONO MK II Shibata design diamond needle profile will ensure you get the best possible detail and accuracy from your mono records.

Color and polarity of
「華」 SL-MONO MK II
output terminal pins



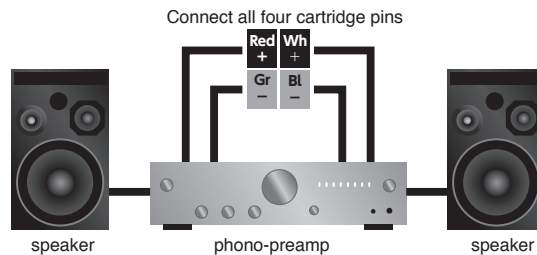
The 「華」 SL MONO MK II cartridge is constructed with two coils, it can therefore be used in the following 3 ways, depending on your circumstance:

Option 1

Wire cartridge as for stereo reproduction, illustrated below.

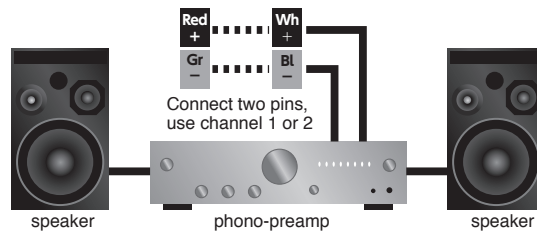
Channel 1. Red +(positive) and Green - (negative)

Channel 2. White +(positive) and Blue - (negative)



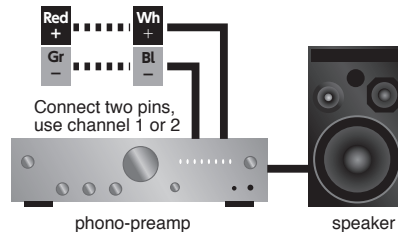
Option 2

This option works for phono amplifiers with a Left/Right channel selection switch.



Option 3

Use this option if one loudspeaker is used and you have a mono amplifier, or left/right balance control on your stereo amplifier. Turn fully to the one channel used.



「華」 SL MONO MK II Specification

Stylus	Nude Diamond Shibata
Stylus Shape	0.27x1.57mil
Cantilever	Tapered Aluminum
Output level	0.4mV/1KHz
Output balance	<1.5dB/1KHz
Vertical Tracking force	2gr
Trackability	70 μm/2gr
Frequency response	15-32,000Hz
Impedance	23Ω/1KHz
Suggested load Impedance	≥230Ω
Cartridge weight	8.6gr
Body Color	Black

Printed in japan